

Briff Rhandeiliaid ar Ystadegau Gweithlu Addysg

Education Workforce Statistics Stakeholder Briefing

Hayden Llewellyn – Chief Executive

David Browne – Director of Regulation

Nia Griffith – Data Manager

Cyflwyniad

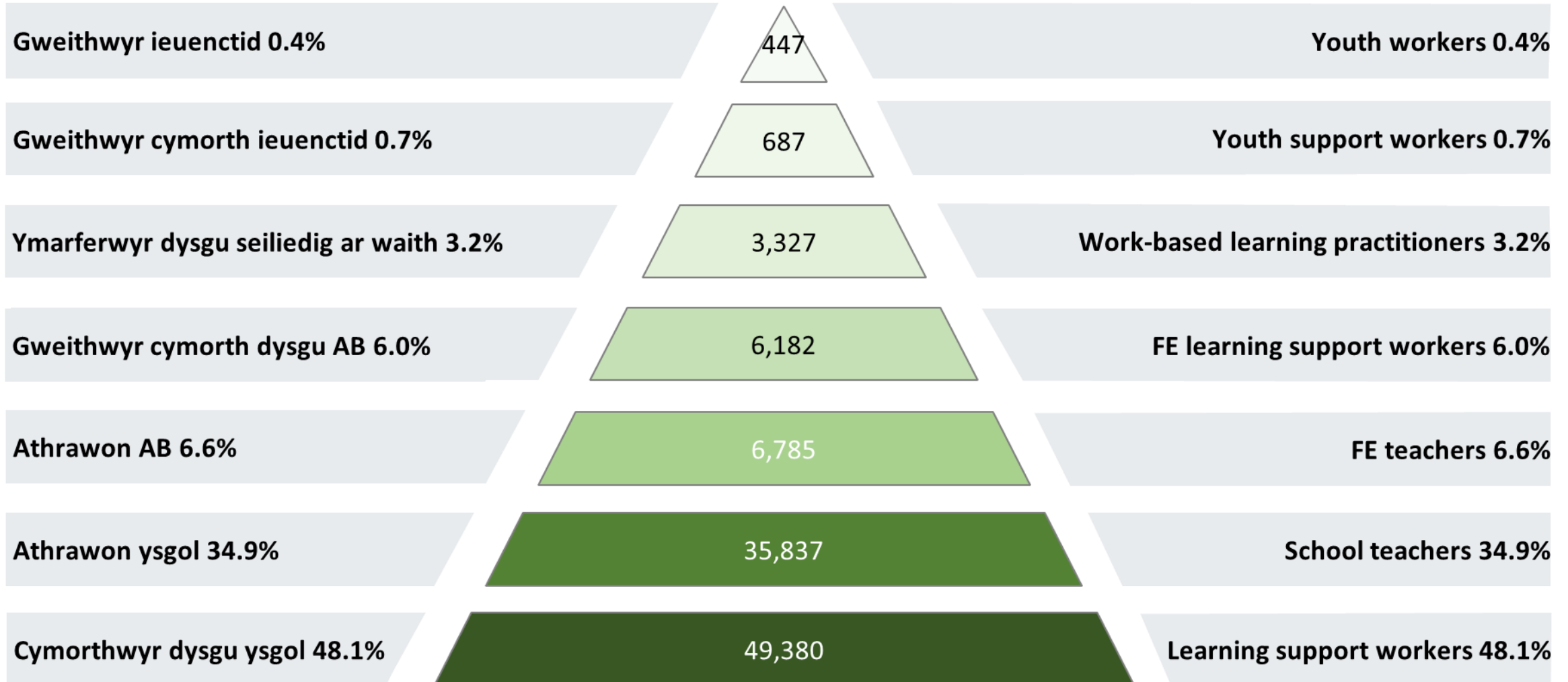
- Y Gofrestr o Ymarferwyr Addysg
- Adroddiad Blynyddol Ystadegau yr Gweithlu Addysg

Introduction

- The Register of Education Practitioners
- The Annual Education Workforce Statistics Report

Cofrestreion – Mawrth 2023

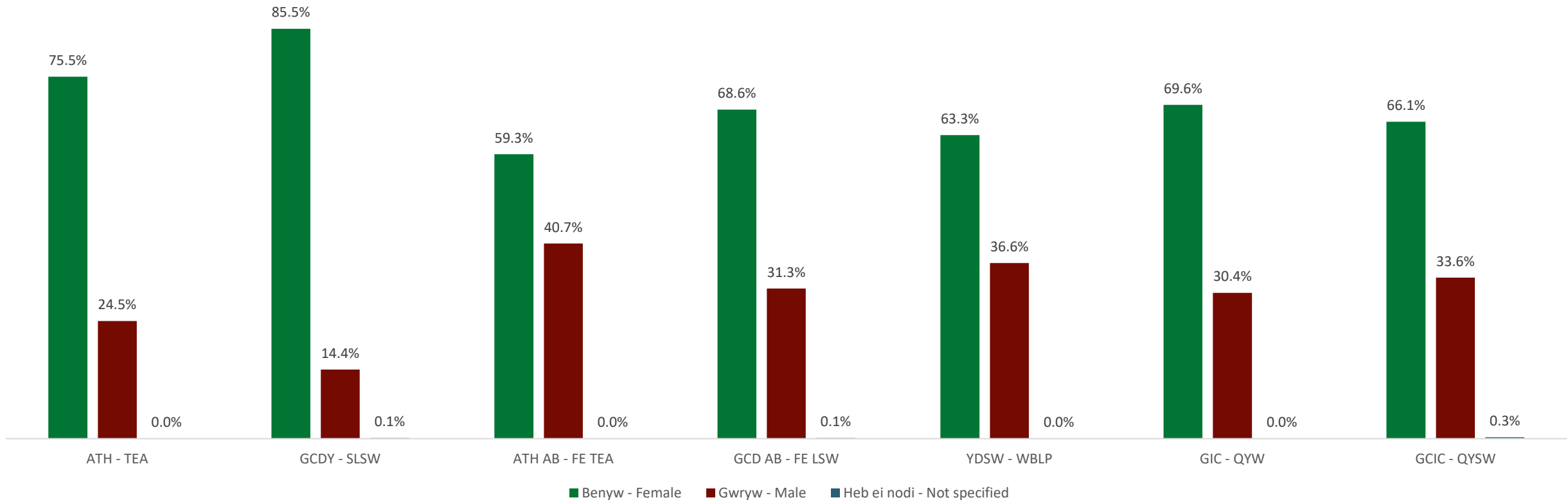
Registrants – March 2023



Rhywedd

Gender

	Benyw Female	Gwryw Male	Heb ei nodi Not Specified	Cyfanswm Total Number	
Athrawon (ATH)	75.5%	24.5%	0.0%	35,837	Teachers (TEA)
Gweithwyr cymorth dysgu ysgol (GCDY)	85.5%	14.4%	0.1%	49,380	School learning support workers (SLSW)
Athrawon addysg bellach (ATH AB)	59.3%	40.7%	0.0%	6,785	Further education teacher (FE TEA)
Gweithwyr cymorth dysgu addysg bellach (GCD AB)	68.6%	31.3%	0.1%	6,182	Further education learning support worker (FE LSW)
Ymarferwyr dysgu seiliedig ar waith (YDSW)	63.3%	36.6%	0.0%	3,327	Work-based learning practitioner (WBLP)
Gweithwyr ieuentid cymwysedig (GIC)	69.6%	30.4%	0.0%	447	Qualified youth worker (QYW)
Gweithwyr cymorth ieuentid cymwysedig (GCIC)	66.1%	33.6%	0.3%	687	Qualified youth support worker (QYSW)

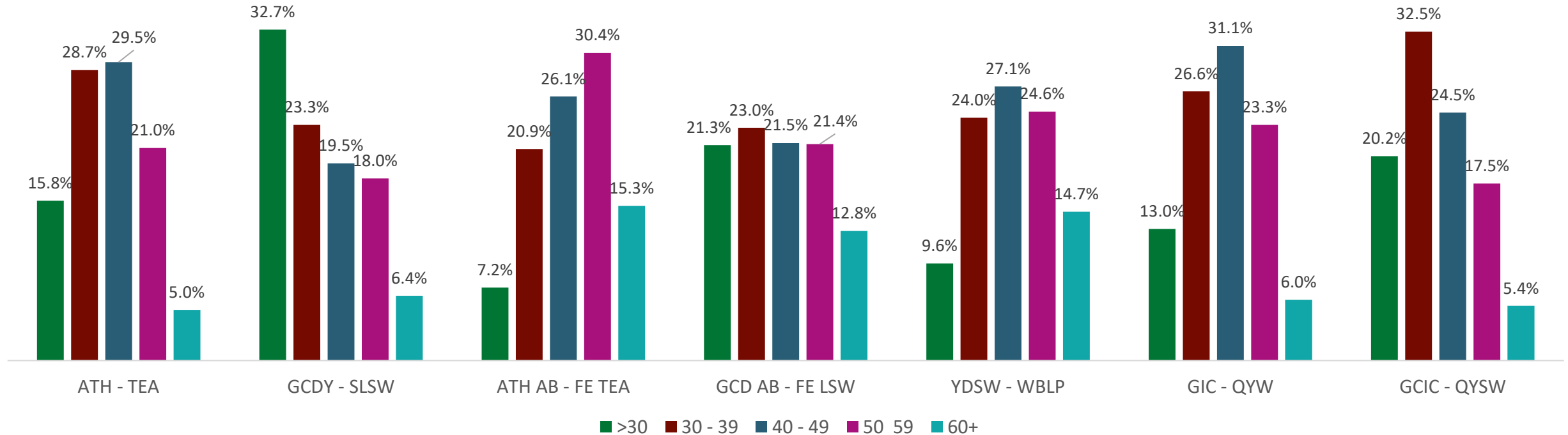


■ Benyw - Female ■ Gwryw - Male ■ Heb ei nodi - Not specified

Oedran

Age

	<30	30 - 39	40 - 49	50 - 59	60+	Cyfanswm Total	
Athrawon (ATH)	15.8%	28.7%	29.5%	21.0%	5.0%	35,837	Teachers (TEA)
Gweithwyr cymorth dysgu ysgol (GCDY)	32.7%	23.3%	19.5%	18.0%	6.4%	49,380	School learning support workers (SLSW)
Athrawon addysg bellach (ATH AB)	7.2%	20.9%	26.1%	30.4%	15.3%	6,785	Further education teacher (FE TEA)
Gweithwyr cymorth dysgu addysg bellach (GCD AB)	21.3%	23.0%	21.5%	21.4%	12.8%	6,182	Further education learning support worker (FE LSW)
Ymarferwyr dysgu seiliedig ar waith (YDSW)	9.6%	24.0%	27.1%	24.6%	14.7%	3,327	Work-based learning practitioner (WBLP)
Gweithwyr ieuentid cymwysedig (GIC)	13.0%	26.6%	31.1%	23.3%	6.0%	447	Qualified youth worker (QYW)
Gweithwyr cymorth ieuentid cymwysedig (GCIC)	20.2%	32.5%	24.5%	17.5%	5.4%	687	Qualified youth support worker (QYSW)

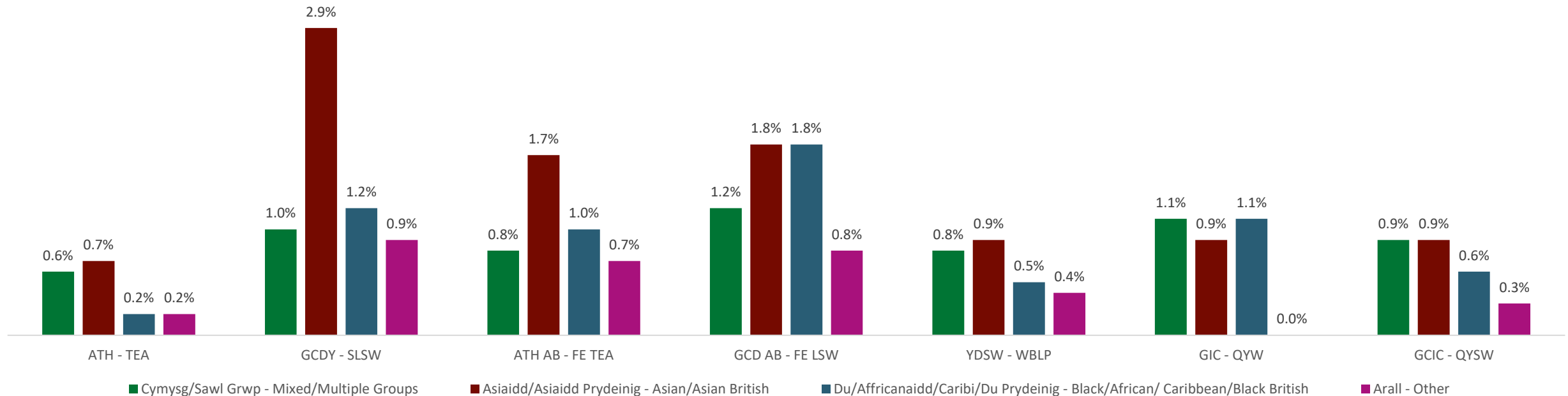


■ >30 ■ 30 - 39 ■ 40 - 49 ■ 50 - 59 ■ 60+

Grwpiau ethnig

Ethnic Group

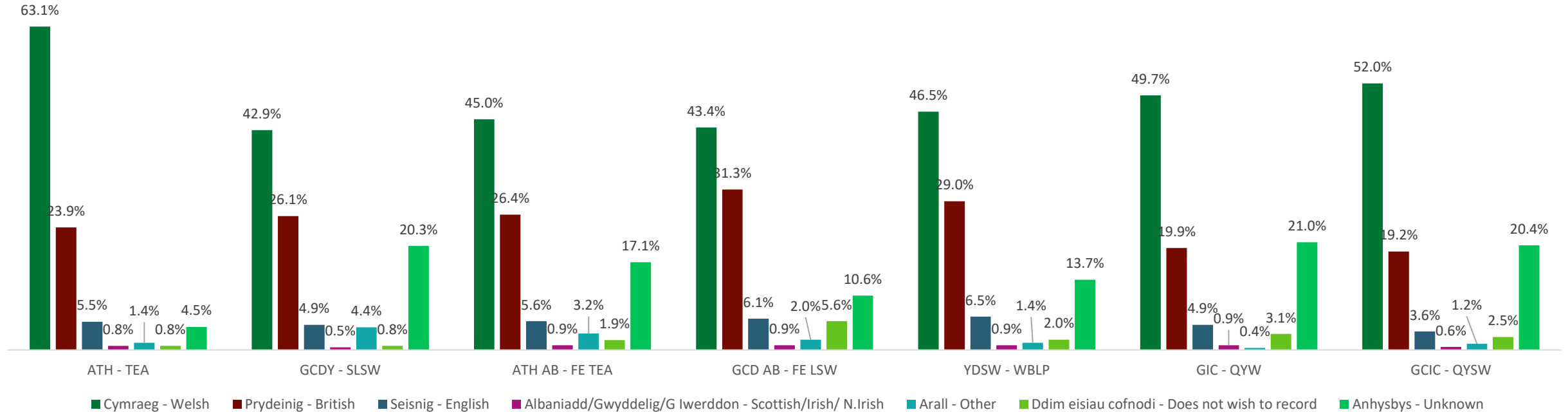
	Gwyn White	Cymysg/ Sawl Grwp Mixed/Multiple Groups	Asiaidd/ Asiaidd Prydeinig Asian/Asian British	Du/ Affricanaidd/C aribi/Du Prydeinig Black/African/ Caribbean/ Black British	Arall Other	Ddim eisiau cofnodi Does not wish to record	Anhysbys Unknown	Cyfanswm Total	
Athrawon (ATH)	92.3%	0.6%	0.7%	0.2%	0.2%	1.3%	4.7%	35,837	Teachers (TEA)
Gweithwyr cymorth dysgu ysgol (GCDY)	72.6%	1.0%	2.9%	1.2%	0.9%	1.1%	20.4%	49,380	School learning support workers (SLSW)
Athrawon addysg bellach (ATH AB)	76.2%	0.8%	1.7%	1.0%	0.7%	2.6%	17.1%	6,785	Further education teacher (FE TEA)
Gweithwyr cymorth dysgu addysg bellach (GCD AB)	79.7%	1.2%	1.8%	1.8%	0.8%	2.5%	10.6%	6,182	Further education learning support worker (FE LSW)
Ymarferwyr dysgu seiliedig ar waith (YDSW)	81.5%	0.8%	0.9%	0.5%	0.4%	2.4%	13.6%	3,327	Work-based learning practitioner (WBLP)
Gweithwyr ieuenctid cymwysedig (GIC)	73.2%	1.1%	0.9%	1.1%	0.0%	2.7%	21.0%	447	Qualified youth worker (QYW)
Gweithwyr cymorth ieuenctid cymwysedig (GCIC)	74.4%	0.9%	0.9%	0.6%	0.3%	2.8%	20.2%	687	Qualified youth support worker (QYSW)



Hunaniaeth cenedlaethol

National identity

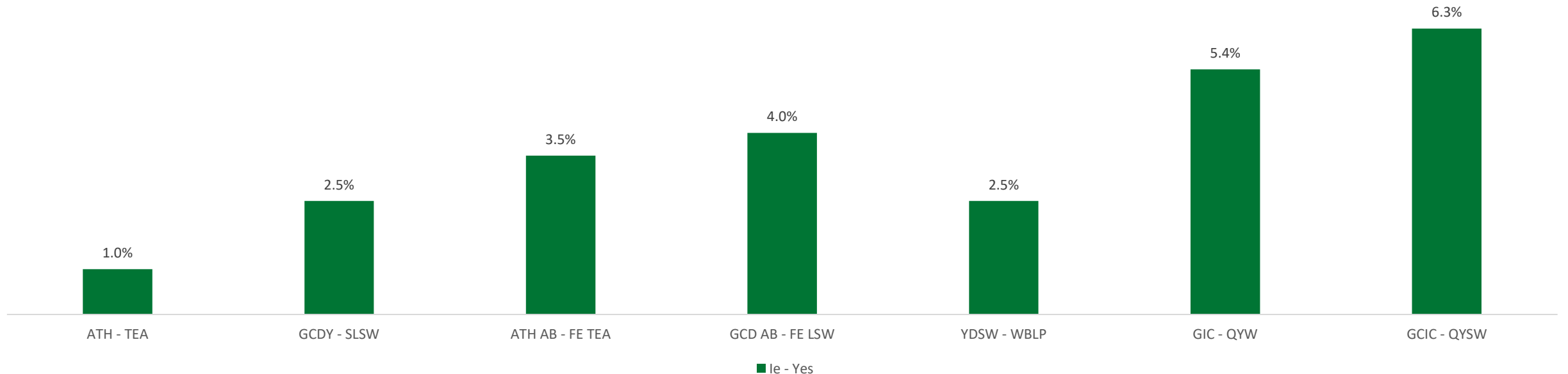
	Cymraeg Welsh	Prydeinig British	Seisnig English	Albaniadd/ Gwyddelig/ G Iwerddon Scottish/Irish/ N.Irish	Arall Other	Ddim eisiau cofnodi Does not wish to record	Anhysbys Unknown	Cyfanswm Total	
Athrawon (ATH)	63.1%	23.9%	5.5%	0.8%	1.4%	0.8%	4.5%	35,837	Teachers (TEA)
Gweithwyr cymorth dysgu ysgol (GCDY)	42.9%	26.1%	4.9%	0.5%	4.4%	0.8%	20.3%	49,380	School learning support workers (SLSW)
Athrawon addysg bellach (ATH AB)	45.0%	26.4%	5.6%	0.9%	3.2%	1.9%	17.1%	6,785	Further education teacher (FE TEA)
Gweithwyr cymorth dysgu addysg bellach (GCD AB)	43.4%	31.3%	6.1%	0.9%	2.0%	5.6%	10.6%	6,182	Further education learning support worker (FE LSW)
Ymarferwyr dysgu seiliedig ar waith (YDSW)	46.5%	29.0%	6.5%	0.9%	1.4%	2.0%	13.7%	3,327	Work-based learning practitioner (WBLP)
Gweithwyr ieuenctid cymwysedig (GIC)	49.7%	19.9%	4.9%	0.9%	0.4%	3.1%	21.0%	447	Qualified youth worker (QYW)
Gweithwyr cymorth ieuenctid cymwysedig (GCIC)	52.0%	19.2%	3.6%	0.6%	1.2%	2.5%	20.4%	687	Qualified youth support worker (QYSW)



Datganiad o anabledd

Declaration of disability

	Ie Yes	Na No	Cyfanswm Total	
Athrawon (ATH)	1.0%	99.0%	35,837	Teachers (TEA)
Gweithwyr cymorth dysgu ysgol (GCDY)	2.5%	97.5%	49,380	School learning support workers (SLSW)
Athrawon addysg bellach (ATH AB)	3.5%	96.5%	6,785	Further education teacher (FE TEA)
Gweithwyr cymorth dysgu addysg bellach (GCD AB)	4.0%	96.0%	6,182	Further education learning support worker (FE LSW)
Ymarferwyr dysgu seiliedig ar waith (YDSW)	2.5%	97.5%	3,327	Work-based learning practitioner (WBLP)
Gweithwyr ieuentid cymwysedig (GIC)	5.4%	94.6%	447	Qualified youth worker (QYW)
Gweithwyr cymorth ieuentid cymwysedig (GCIC)	6.3%	93.7%	687	Qualified youth support worker (QYSW)

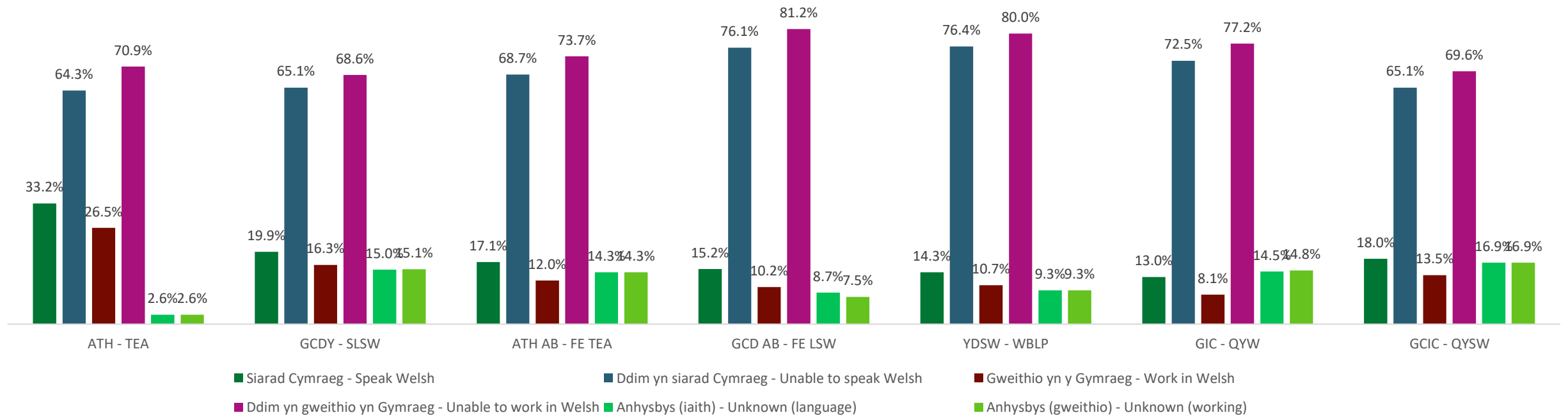


■ Ie - Yes

Gallu i siarad a gweithio yn y Gymraeg

Ability to speak and work in Welsh

	Gallu i siarad Cymraeg Welsh language ability				Gallu i weithio drwy gyfrwng y Gymraeg Ability to work through the medium of Welsh				
	Ie - Yes	Na - No	Anhysbys - Unknown	Cyfanswm - Total	Ie - Yes	Na - No	Anhysbys - Unknown	Cyfanswm - Total	
Athrawon (ATH)	33.2%	64.3%	2.6%	35,837	26.5%	70.9%	2.6%	35,837	Teachers (TEA)
Gweithwyr cymorth dysgu ysgol (GCDY)	19.9%	65.1%	15.0%	49,380	16.3%	68.6%	15.1%	49,380	School learning support workers (SLSW)
Athrawon addysg bellach (ATH AB)	17.1%	68.7%	14.3%	6,785	12.0%	73.7%	14.3%	6,785	Further education teacher (FE TEA)
Gweithwyr cymorth dysgu addysg bellach (GCD AB)	15.2%	76.1%	8.7%	6,182	10.2%	81.2%	7.5%	6,182	Further education learning support worker (FE LSW)
Ymarferwyr dysgu seiliedig ar waith (YDSW)	14.3%	76.4%	9.3%	3,327	10.7%	80.0%	9.3%	3,327	Work-based learning practitioner (WBLP)
Gweithwyr ieuentid cymwysedig (GIC)	13.0%	72.5%	14.5%	447	8.1%	77.2%	14.8%	447	Qualified youth worker (QYW)
Gweithwyr cymorth ieuentid cymwysedig (GCIC)	18.0%	65.1%	16.9%	687	13.5%	69.6%	16.9%	687	Qualified youth support worker (QYSW)



Siarad Cymraeg - Speak Welsh

Ddim yn siarad Cymraeg - Unable to speak Welsh

Gweithio yn y Gymraeg - Work in Welsh

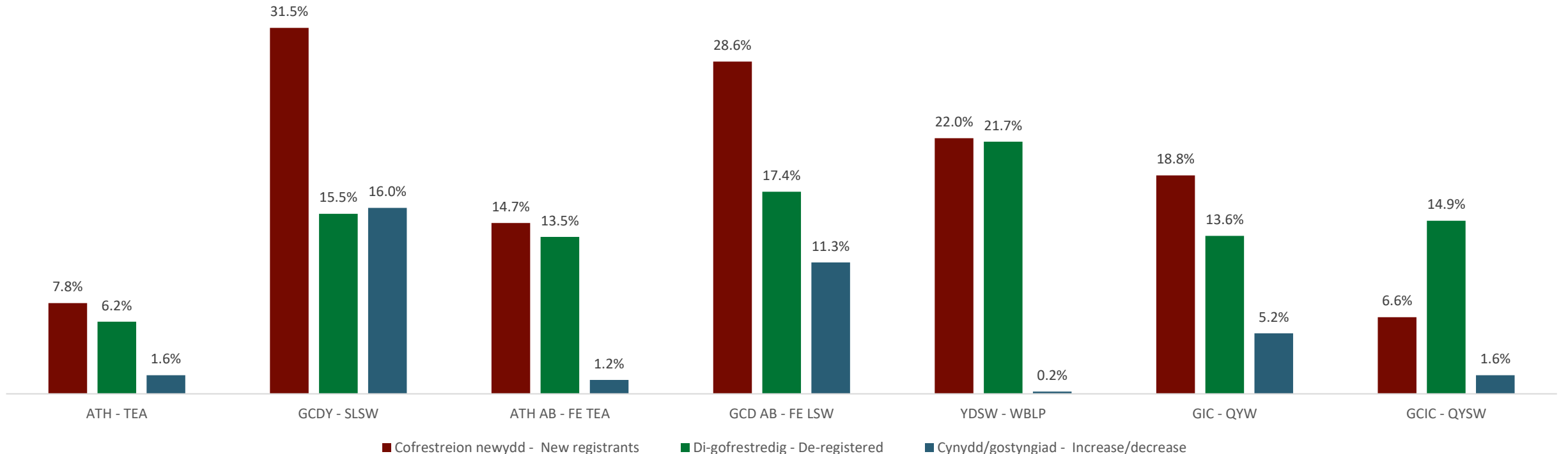
Ddim yn gweithio yn Gymraeg - Unable to work in Welsh

Anhysbys (gweithio) - Unknown (working)

Dargadwedd

Retention

	Cyfanswm wedi cofrestru Total Number Registered	Cofrestreion newydd New Registrants	Di-gofrestredig De-registered	Cynydd/gostyngiad Increase/Decrease	
Athrawon (ATH)	35,837	7.8%	6.2%	1.6%	Teachers (TEA)
Gweithwyr cymorth dysgu ysgol (GCDY)	49,380	31.5%	15.5%	16.0%	School learning support workers (SLSW)
Athrawon addysg bellach (ATH AB)	6,785	14.7%	13.5%	1.2%	Further education teacher (FE TEA)
Gweithwyr cymorth dysgu addysg bellach (GCD AB)	6,182	28.6%	17.4%	11.3%	Further education learning support worker (FE LSW)
Ymarferwyr dysgu seiliedig ar waith (YDSW)	3,327	22.0%	21.7%	0.2%	Work-based learning practitioner (WBLP)
Gweithwyr ieuencid cymwysedig (GIC)	447	18.8%	13.6%	5.2%	Qualified youth worker (QYW)
Gweithwyr cymorth ieuencid cymwysedig (GCIC)	687	6.6%	14.9%	1.6%	Qualified youth support worker (QYSW)

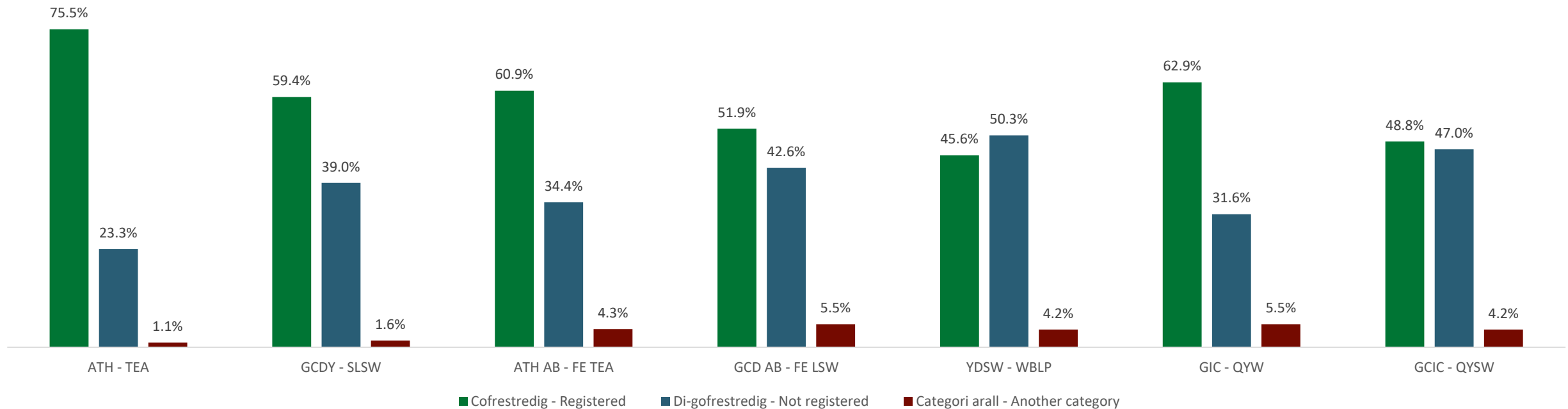


■ Cofrestreion newydd - New registrants ■ Di-gofrestredig - De-registered ■ Cynydd/gostyngiad - Increase/decrease

Dargadwedd yn dilyn carfan 2018

Retention following the 2018 cohort

	Cofrestredig Registered	Di-gofrestredig Not Registered	Categori arall Another Category	
Athrawon (ATH)	75.5%	23.3%	1.1%	Teachers (TEA)
Gweithwyr cymorth dysgu ysgol (GCDY)	59.4%	39.0%	1.6%	School learning support workers (SLSW)
Athrawon addysg bellach (ATH AB)	60.9%	34.4%	4.3%	Further education teacher (FE TEA)
Gweithwyr cymorth dysgu addysg bellach (GCD AB)	51.9%	42.6%	5.5%	Further education learning support worker (FE LSW)
Ymarferwyr dysgu seiliedig ar waith (YDSW)	45.6%	50.3%	4.2%	Work-based learning practitioner (WBLP)
Gweithwyr ieuentid cymwysedig (GIC)	62.9%	31.6%	5.5%	Qualified youth worker (QYW)
Gweithwyr cymorth ieuentid cymwysedig (GCIC)	48.8%	47.0%	4.2%	Qualified youth support worker (QYSW)

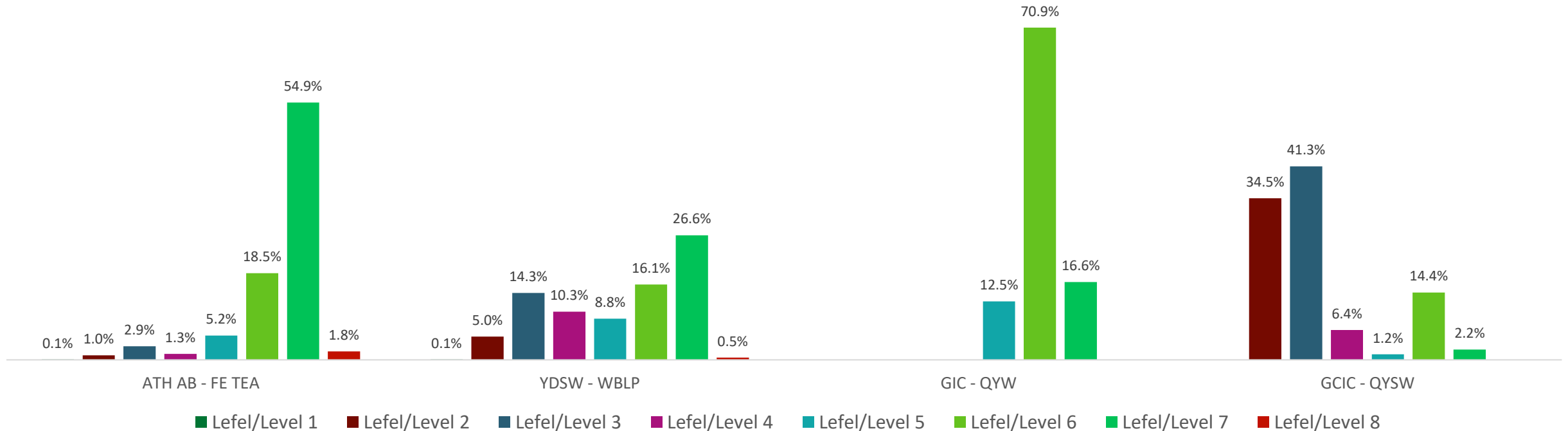


■ Cofrestredig - Registered ■ Di-gofrestredig - Not registered ■ Categori arall - Another category

Cymhwysterau

Qualifications

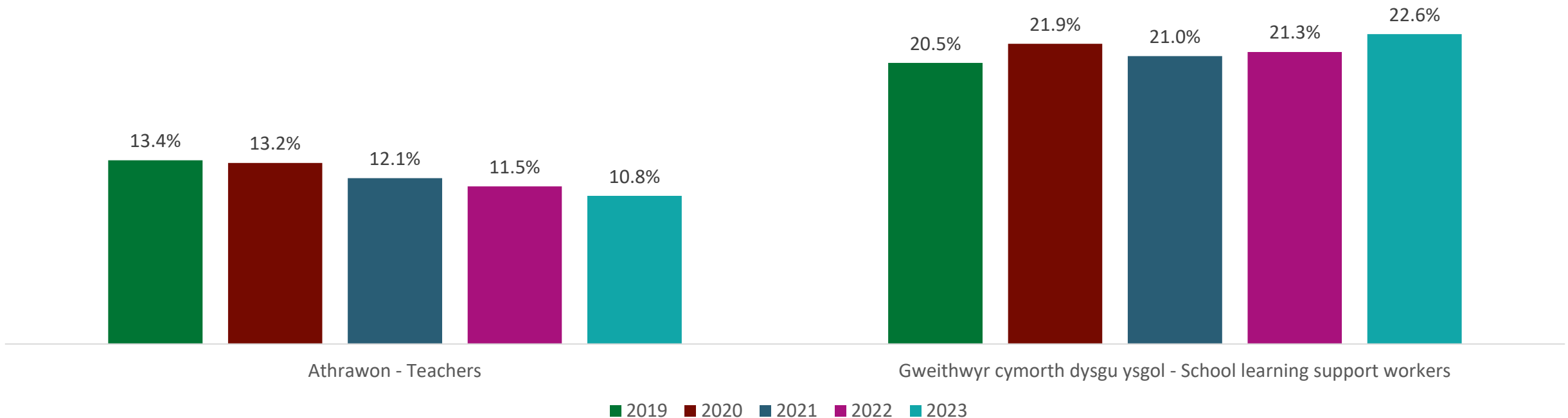
	Anhysbys Unknown	Lefel 1 Level 1	Lefel 2 Level 2	Lefel 3 Level 3	Lefel 4 Level 4	Lefel 5 Level 5	Lefel 6 Level 6	Lefel 7 Level 7	Lefel 8 Level 8	
Athrawon addysg bellach (ATH AB)	14.2%	0.1%	1.0%	2.9%	1.3%	5.2%	18.5%	54.9%	1.8%	Further education teacher (FE TEA)
Ymarferwyr dysgu seiliedig ar waith (YDSW)	18.3%	0.1%	5.0%	14.3%	10.3%	8.8%	16.1%	26.6%	0.5%	Work-based learning practitioner (WBLP)
Gweithwyr ieuentid cymwysedig (GIC)						12.5%	70.9%	16.6%		Qualified youth worker (QYW)
Gweithwyr cymorth ieuentid cymwysedig (GCIC)			34.5%	41.3%	6.4%	1.2%	14.4%	2.2%		Qualified youth support worker (QYSW)



Nifer o Athrawon a Gweithwyr cymorth dysgu ysgol cyflenwi

Number of supply Teachers and School learning support workers

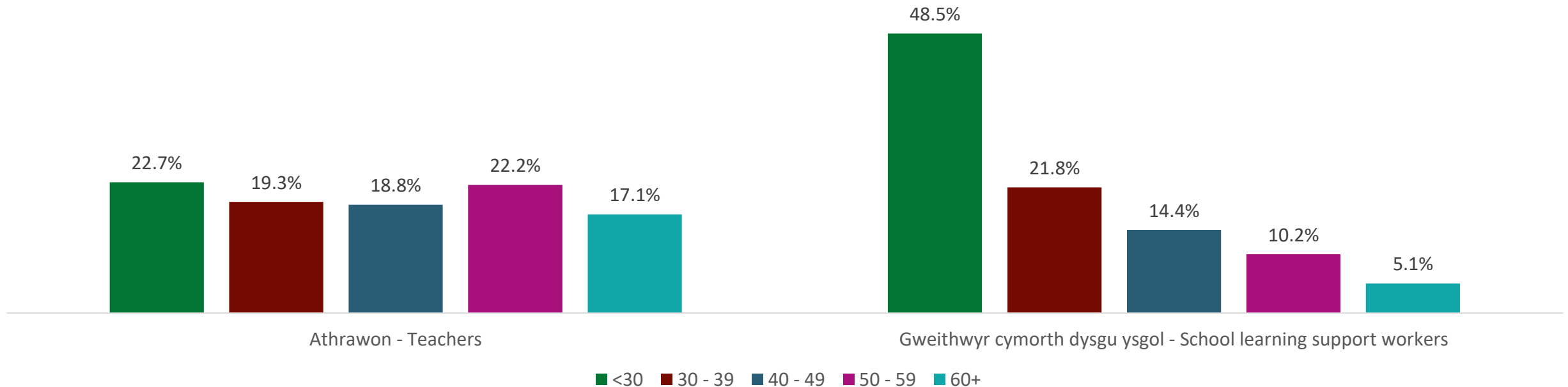
	2019		2020		2021		2022		2023		
Athrawon (ATH)	4,759	13.4%	4,635	13.2%	4,222	12.1%	4,058	11.5%	3,867	10.8%	Teachers (TEA)
Gweithwyr cymorth dysgu ysgol (GCDY)	7,648	20.5%	8,470	21.9%	8,106	21.0%	9,063	21.3%	11,173	22.6%	School learning support workers (SLSW)



Proffil oedran Athrawon a Gweithwyr cymorth dysgu ysgol cyflenwi

Age profile of supply Teachers and School learning support workers

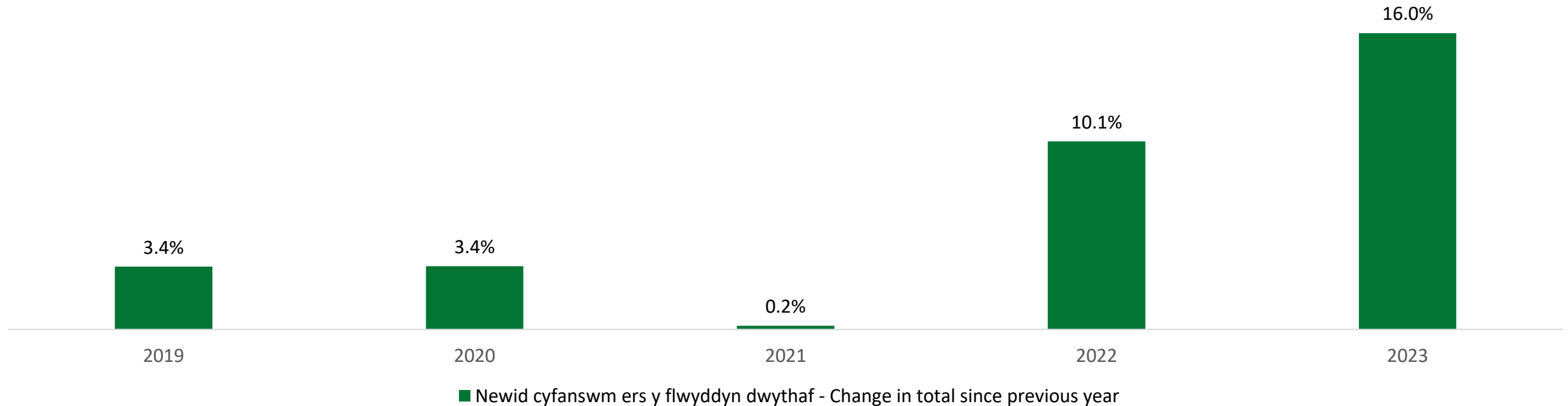
	< 30		30 - 39		40 - 49		50 - 59		60+		Cyfanswm - Total		
Athrawon (ATH)	877	22.7%	745	19.3%	726	18.8%	858	22.2%	661	17.1%	3,867	100%	Teachers (TEA)
Gweithwyr cymorth dysgu ysgol (GCDY)	5,415	48.5%	2,435	21.8%	1,610	14.4%	1,139	10.2%	574	5.1%	11,173	100%	School learning support workers (SLSW)



Newid blwyddyn ar flwyddyn o Weithwyr cymorth dysgu ysgol

Year on year change School learning support workers

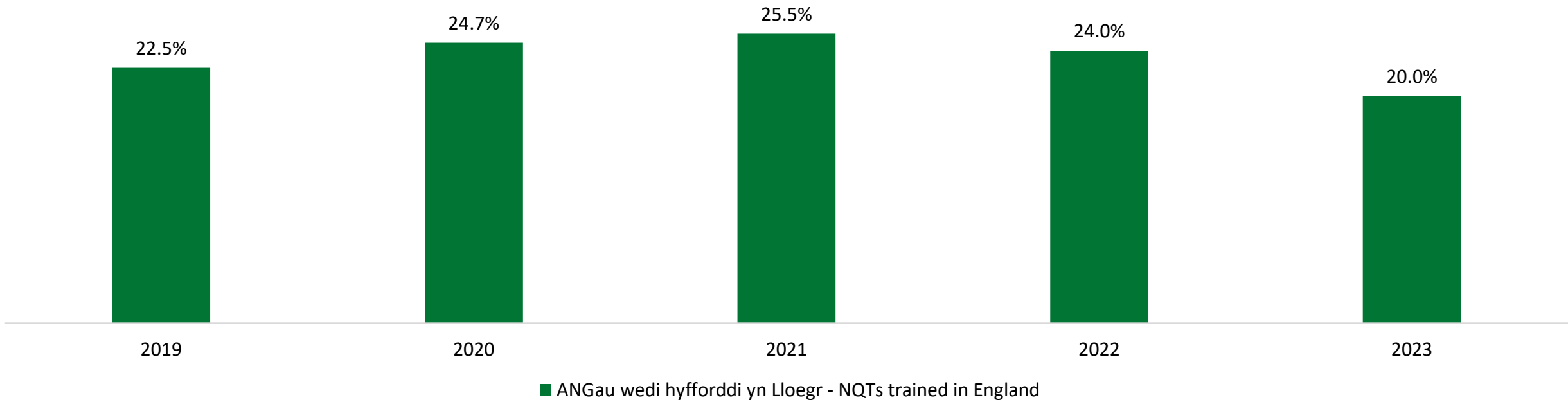
	2019		2020		2021		2022		2023		
Nifer o weithwyr cymorth dysgu ysgol (GCDY)	37,325	3.4%	38,594	3.4%	38,668	0.2%	42,585	10.1%	49,380	16.0%	Number of school learning support workers (SLSW)



Nifer o Athrawon Newydd Gymhwyso (ANG)

Number of Newly Qualified Teachers (NQT)

	2019		2020		2021		2022		2023		
Cyfanswm ANGau	1,165	100%	1,160	100%	1,186	100%	1,475	100%	1,366	100%	Total number of NQTs
ANGau wedi eu hyfforddi yn Lloegr	262	22.5%	287	24.7%	303	25.5%	354	24.0%	273	20.0%	NQTs trained in England



Pwyntiau myfyrio

- Merched yw'r mwyafrif yn y gweithlu addysg.
- Mae pob categori cofrestru yn dangos proffil oedran gwahanol, yn unol â'r hyn rydym yn ei ddisgwyl gan y categori hwnnw
- Mae Grwpiau Ethnig yn parhau i gael eu tangynrychioli o fewn y gweithlu pan yn cymharu hefo'r boblogaeth gyffredinol
- Mae mwyafrif y cofrestreion yn nodi eu bod yn Gymry ac yna'n Brydeinwyr
- Mae'r hunan-ddatganiad anabledd yn faes arall sy'n cael ei dangynrychioli o fewn y gweithlu
- Mae'r data sy'n ymwneud â gallu yn y Gymraeg a'r gallu i weithio yn y Gymraeg wedi aros yn sefydlog dros nifer o flynyddoedd gydag Athrawon â'r ganran uchaf o allu yn y Gymraeg o bob categori.
- GCDY ac GCD AB sydd wedi dangos y nifer fwyaf o gofrestreion newydd, sef 31.5% a 28.6% yn y drefn honno.
- Mae llawer mwy o GCDY Cyflenwi nag athrawon cyflenwi, 22.6% o gymharu â 10.8%
- Athrawon sydd â'r ganran fwyaf o gofrestreion yn aros yn y categori ar ôl 5 mlynedd (75.5%) tra bod gan WBLP y ganran leiaf gyda 45.6% yn aros wedi'u cofrestru ar ôl 5 mlynedd.

Some take-aways

- The education workforce is predominantly female
- Each registration category is showing a different age profile, in line with what we expect of that category
- Ethnic groups continue to be under-represented within the workforce when compared to the general population
- The majority of registrants identify as Welsh, followed by British
- The disability self-declaration is another area that is under-represented within the education workforce
- The data relating to Welsh language ability and ability to work in Welsh has remained stable over several years with Teachers having the highest percentage of Welsh ability of all categories
- Both SLSW and FE LSW have shown the largest number of new registrants at 31.5% and 28.6% respectively
- There are notably more Supply SLSW than Supply Teachers, 22.6% in comparison to 10.8%
- Teachers have the largest percentage of registrants remaining in the category after 5 years (75.5%) while WBLP have the least with 45.6% remaining registered after 5 years.

Sesiwn cwestiwn ag ateb

Question and Answer session



gwybodaeth@cga.cymru

ystadegau@cga.cymru

029 2046 0099

information@ewc.wales

statistics@ewc.wales

029 2046 0099



www.cga.cymru
www.ewc.wales

