

Supply within the school teacher category

The Education Workforce Council (EWC) is the independent, professional regulator for the education workforce in Wales, covering teachers and learning support staff in school and further education settings, qualified youth/youth support workers, and work-based learning practitioners. All data included in this summary is derived from the EWC Register of Education Practitioners. The data shown is at 1 March 2022 (and 1 March for the respective year where previous years are stated).

1. Supply within the school teacher category

1.1a Number of supply school teachers

- 4,058 of registered school teachers have supply as their main employment
- Of those, 2,368 are registered as school teachers only and 1,690 are also registered in other categories.
- Of the 4,058, 1,493 are also registered as school learning support workers (36.8%).
- In addition to the 4,058 registered supply school teachers, there are a further 1,491 registrants undertaking supply work in addition to their main contracted employment in a maintained school. They are not included in the tables below.

	2018		2019		2020		2021		2022	
	Number	%	Number	%	Number	%	Number	%	Number	%
Supply	4,693	13.1	4,759	13.4	4,635	13.2	4,222	12.1	4,058	11.5
Total in school teacher	35,929	100	35,545	100	35,171	100	34,766	100	35,256	100

1.1b Supply school teachers by employment type

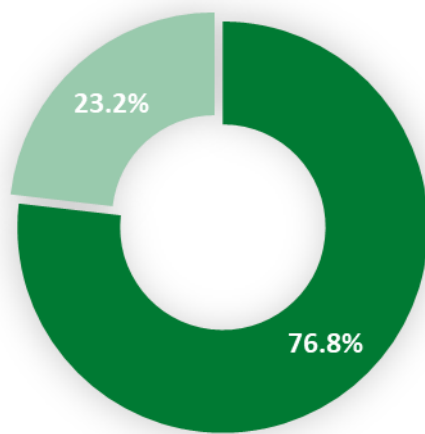
	Agency		Local authority		Unattached/Other		Total	
	Number	%	Number	%	Number	%	Number	%
March 2018	2,743	58.4	1,715	36.5	235	5.0	4,693	100
March 2019	3,292	69.2	1,359	28.6	108	2.3	4,759	100
March 2020	3,313	71.5	1,246	26.9	76	1.6	4,635	100
March 2021	3,232	76.6	930	22.0	60	1.4	4,222	100
March 2022	3,301	81.3	716	17.6	41	1.0	4,058	100

'Unattached/Other' includes those employed in different educational settings (i.e. further education colleges, work-based learning settings). Also included are those who do not have a specific agency or local authority listed on their record.

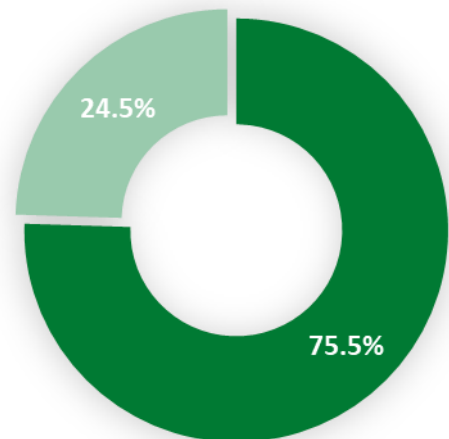

1.2a Gender of supply school teachers

As with all school teachers, over 75% of supply school teachers are female.

	Total number of supply teachers eligible to practise in the school teacher category		All school teachers	
	Number	%	Number	%
Female	3,118	76.8	26,616	75.5
Male	940	23.2	8,638	24.5
Not specified	0	0.0	2	0.0
Total	4,058	100	35,256	100



Supply school teachers



All school teachers

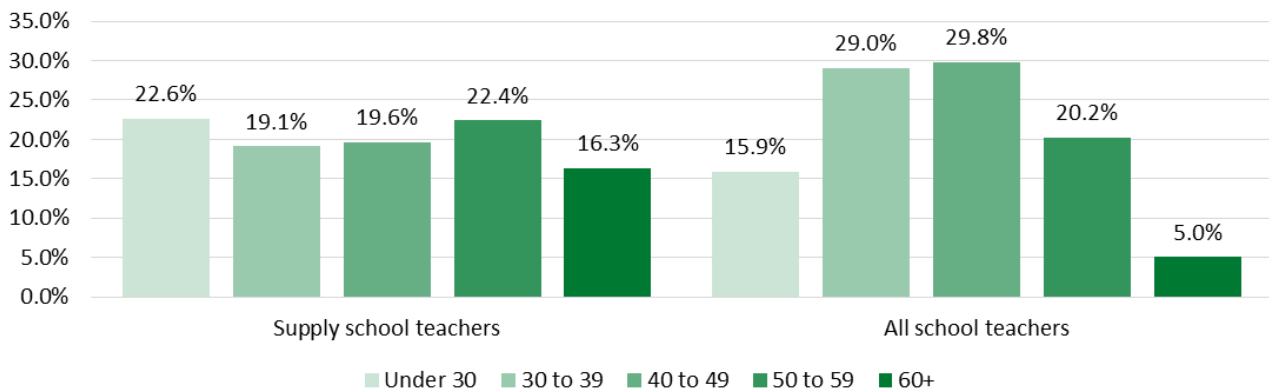
1.2b Gender and employment of supply school teachers

	Agency		Local authority		Unattached/Other		Total	
	Number	%	Number	%	Number	%	Number	%
Female	2,532	76.7	564	78.8	22	53.7	3,118	76.8
Male	769	23.3	152	21.2	19	46.3	940	23.2
Not specified	0	0	0	0	0	0	0	0
Total	3,301	100	716	100	41	100	4,058	100

1.3a Age profile of supply school teachers

The age profile of supply school teachers differs from all school teachers. In particular, supply teachers are more commonly under the age of 30 or over the age of 50.

	Total number of supply teachers eligible to practise in the school teacher category		All school teachers	
	Number	%	Number	%
Under 30	916	22.6	5,604	15.9
30 to 39	775	19.1	10,240	29.0
40 to 49	796	19.6	10,502	29.8
50 to 59	909	22.4	7,132	20.2
60+	662	16.3	1,778	5.0
Total	4,058	100	35,256	100



1.3b Age profile and employment of supply school teachers

	Agency		Local authority		Unattached/Other		Total	
	Number	%	Number	%	Number	%	Number	%
Under 30	849	25.7	66	9.2	1	2.4	916	22.6
30 to 39	659	20.0	112	15.6	4	9.8	775	19.1
40 to 49	645	19.5	142	19.8	9	22.0	796	19.6
50 to 59	713	21.6	186	26.0	10	24.4	909	22.4
60+	435	13.2	210	29.3	17	41.5	662	16.3
Total	3,301	100	716	100	41	100	4,058	100

1.4a National identity of supply school teachers

Compared to school teachers as a whole, there are differences in the national identity of supply teachers. Most notably, more supply teachers describe themselves as British (32.4% compared to 23.6%) and less supply teachers describe themselves as Welsh (53.8% compared to 63.0%).

	Total number of supply teachers eligible to practise in the school teacher category		All school teachers	
	Number	%	Number	%
British	1,316	32.4	8,320	23.6
English	278	6.9	1,996	5.7
Irish	25	0.6	178	0.5
Northern Irish	4	0.1	12	0.0
Scottish	15	0.4	101	0.3
Welsh	2,183	53.8	22,194	63.0
I do not wish my nationality to be recorded	63	1.6	292	0.8
Other/Unknown	174	4.3	2,163	6.1
Total	4,058	100	35,256	100

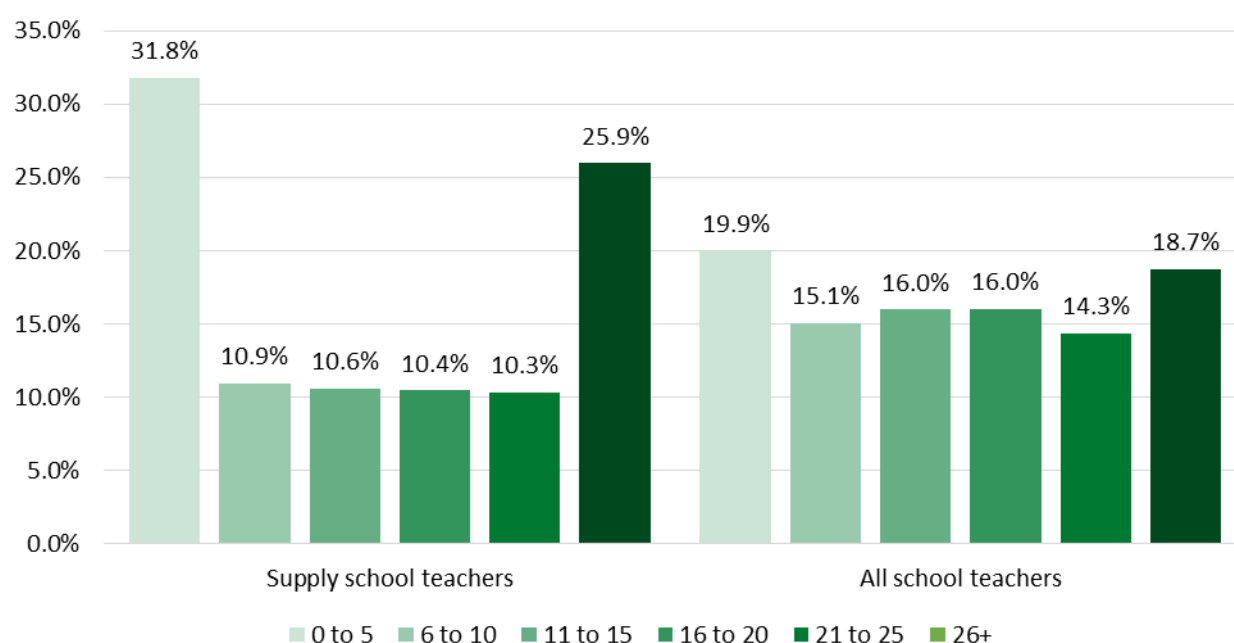
1.4b National identity and employment of supply school teachers

	Agency		Local authority		Unattached/Other		Total	
	Number	%	Number	%	Number	%	Number	%
British	1,098	33.3	206	28.8	12	29.3	1,316	32.4
English	236	7.1	38	5.3	4	9.8	278	6.9
Irish	21	0.6	3	0.4	1	2.4	25	0.6
Northern Irish	4	0.1	0	0.0	0	0.0	4	0.1
Scottish	14	0.4	1	0.1	0	0.0	15	0.4
Welsh	1,724	52.2	438	61.2	21	51.2	2,183	53.8
I do not wish my national identity to be recorded in any way	52	1.6	10	1.4	1	2.4	63	1.6
Other/Unknown	152	4.6	20	2.8	2	4.9	174	4.3
Total	3,301	100	716	100	41	100	4,058	100

1.5a Years since QTS of supply school teachers

Most (57.7%) supply teachers have either gained QTS less than 5 years ago, or over 25 years ago.

	Total number of supply teachers eligible to practise in the school teacher category		All school teachers	
	Number	%	Number	%
0 to 5	1,290	31.8	7,031	19.9
6 to 10	443	10.9	5,310	15.1
11 to 15	430	10.6	5,630	16.0
16 to 20	424	10.4	5,634	16.0
21 to 25	418	10.3	5,058	14.3
26+	1,053	25.9	6,593	18.7
Total	4,058	100	35,256	100



1.5b Years since QTS and employment of supply school teachers

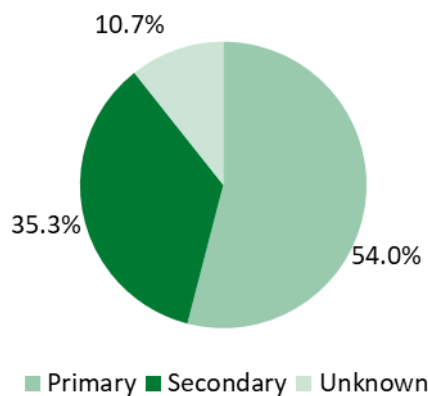
	Agency		Local authority		Unattached/Other		Total	
	Number	%	Number	%	Number	%	Number	%
0 to 5	1,212	36.7	76	10.6	2	4.9	1,290	31.8
6 to 10	376	11.4	66	9.2	1	2.4	443	10.9
11 to 15	338	10.2	88	12.3	4	9.8	430	10.6
16 to 20	348	10.5	67	9.4	9	22.0	424	10.4
21 to 25	324	9.8	92	12.8	2	4.9	418	10.3
26+	703	21.3	327	45.7	23	56.1	1,053	25.9
Total	3,301	100	716	100	41	100	4,058	100

1.6a Phase trained at initial teacher education for supply school teachers

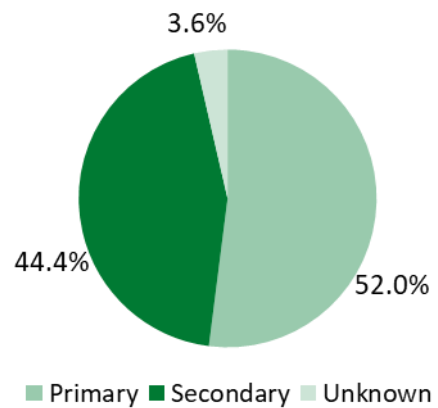
Over half of supply teachers are primary trained (54.0%).

	Total number of supply teachers eligible to practise in the school teacher category		All school teachers	
	Number	%	Number	%
Primary	2,193	54.0	18,339	52.0
Secondary	1,432	35.3	15,641	44.4
Unknown*	433	10.7	1,276	3.6
Total	4,058	100	35,256	100

*433 supply registrants have an unknown phase trained—these registrants gained QTS over 20 years ago, therefore this information is not recorded on EWC's Register.



% of supply teachers



% of all school teachers

1.6b Phase trained at initial teacher education and employment for supply school teachers

	Agency		Local authority		Unattached/Other		Total	
	Number	%	Number	%	Number	%	Number	%
Primary	1,835	55.6	345	48.2	13	31.7	2,193	54.0
Secondary	1,186	35.9	225	31.4	21	51.2	1,432	35.3
Unknown*	280	8.5	146	20.4	7	17.1	433	10.7
Total	3,301	100	716	100	41	100	4,058	100

1.7a Welsh language ability of supply school teachers

Less supply teachers (26.6%) declared that they are fluent or fairly fluent in the Welsh language compared to 33.2% of all school teachers.

Ability to speak Welsh	Total number of supply teachers eligible to practise in the school teacher category		All school teachers	
	Number	%	Number	%
Yes	1,068	26.6	11,691	33.2
No	2,972	73.2	22,586	64.1
Unknown	18	0.4	979	2.8
Total	4,058	100	35,256	100

A larger percentage of school teachers within the school teacher category are able to work through the medium of Welsh compared to the number of supply teachers (26.6% compared to 20%).

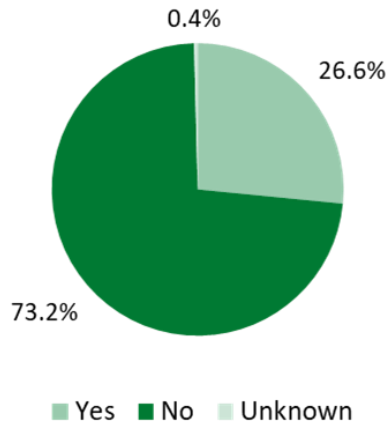
Ability to work through the medium of Welsh	Total number of supply teachers eligible to practise in the school teacher category		All school teachers	
	Number	%	Number	%
Yes	810	20.0	9,382	26.6
No	3,229	79.6	24,879	70.6
Unknown	19	0.5	995	2.8
Total	4,058	100	35,256	100

Welsh language ability is a self-declared by the registrant.

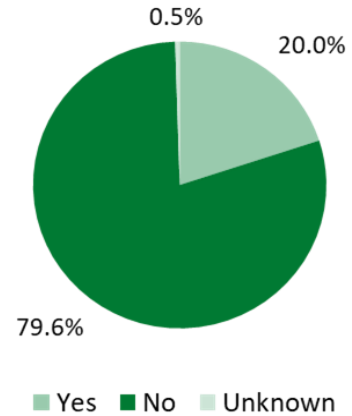
Are you a Welsh speaker? - answered “Yes” if they consider themselves to be fluent or fairly fluent in the Welsh language.

Do you work through the medium of Welsh? - answer “Yes” if they deliver education or training in Welsh, or feel confident to do so.

% of supply teachers by Welsh language ability



% of supply teachers by ability to work through the medium of Welsh



1.7b Welsh language ability and employment of supply school teachers

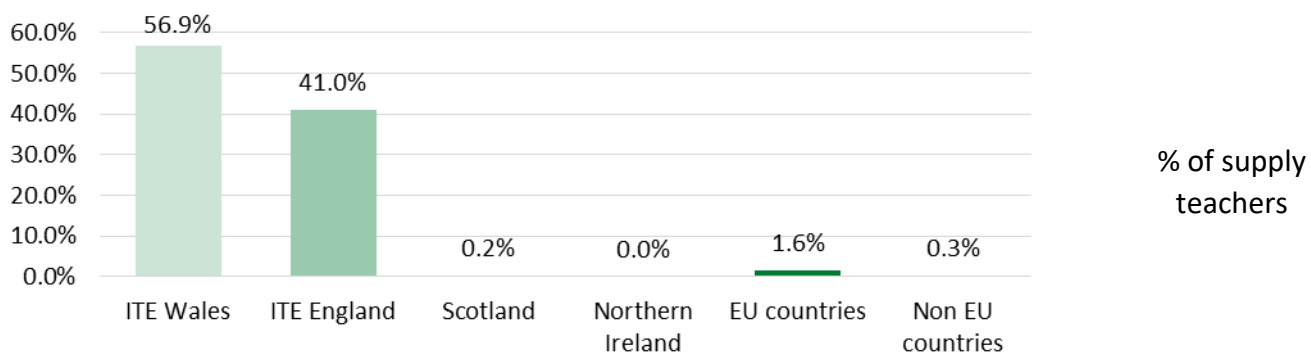
Ability to speak Welsh	Agency		Local authority		Unattached/Other		Total	
	Number	%	Number	%	Number	%	Number	%
Yes	669	20.3	379	52.9	10	24.4	1,058	26.1
No	2,618	79.3	333	46.5	31	75.6	2,982	73.5
Unknown	14	0.4	4	0.6	0	0	18	0.4
Total	3,301	100	716	100	41	100	4,058	100

Ability to work through the medium of Welsh	Agency		Local authority		Unattached/Other		Total	
	Number	%	Number	%	Number	%	Number	%
Yes	466	14.1	327	45.7	8	19.5	801	19.7
No	2,820	85.4	385	53.8	33	80.5	3,238	79.8
Unknown	15	0.5	4	0.6	0	0	19	0.5
Total	3,301	100	716	100	41	100	4,058	100

1.8a Initial teacher training education setting for supply school teachers

Over half of supply teachers were trained in Wales (56.9%).

	Total number of supply teachers eligible to practise in the school teacher category		All school teachers	
	Number	%	Number	%
ITE Wales	2,307	56.9	25,673	72.8
ITE England	1,664	41.0	9,320	26.4
Scotland	10	0.2	35	0.1
Northern Ireland	0	0.0	6	0.0
Other EU countries	66	1.6	184	0.5
Non EU countries	11	0.3	38	0.1
Total	4,058	100	35,256	100



1.8b Initial teacher training education setting and employment for supply school teachers

	Agency		Local authority		Unattached/Other		Total	
	Number	%	Number	%	Number	%	Number	%
ITE Wales	1,867	56.6	420	58.7	20	48.8	2,307	56.9
ITE England	1,350	40.9	294	41.1	20	48.8	1,664	41.0
Scotland	9	0.3	1	0.1	0	0	10	0.2
Northern Ireland	0	0	0	0	0	0	0	0
Other EU countries	64	1.9	1	0.1	1	2.4	66	1.6
Non EU Countries	11	0.3	0	0	0	0	11	0.3
Total	3,301	100	716	100	41	100	4,058	100

1.9a Induction status of supply school teachers

Statutory induction has been a requirement in Wales since September 2003 and applies to all school teachers who gained their qualified teacher status (QTS) after the 1 April 2003. The induction status is based on information extracted from the Register in March 2022.

	Total number of supply teachers eligible to practise in the school teacher category		All school teachers	
	Number	%	Number	%
Pass	1,546	38.1	19,152	54.3
Not yet completed	849	20.9	2,592	7.4
Induction extended	8	0.2	25	0.1
Exempt	1,655	40.8	13,487	38.3
Fail	0	0.0	0	0.0
Total	4,058	100	35,256	100

1.9b Induction status and employment of supply school teachers

	Agency		Local authority		Unattached/Other		Total	
	Number	%	Number	%	Number	%	Number	%
Pass	1,307	39.6	232	32.4	7	17.1	1,546	38.1
Not yet completed	793	24.0	51	7.1	5	12.2	849	20.9
Induction extended	8	0.2	0	0.0	0	0	8	0.2
Exempt	1,193	36.1	433	60.5	29	70.7	1,655	40.8
Fail	0	0	0	0.0	0	0.0	0	0
Total	3,301	100	716	100	41	100	4,058	100

Notes

1. The data in this summary was drawn from the EWC Register of Education Practitioners on the 1 March 2022.
2. The employment information was extracted from the Register in May 2022 following the fee renewal process to ensure the most complete employment information.
3. Registrant numbers are recorded as actuals rather than full-time equivalents.
4. Supply registrants in the school teacher and school learning support worker categories are only counted once regardless of the number of employers that they undertake supply work for.
5. If a registrant in the school teacher category has multiple employment records e.g. a school teacher role in a local authority and a supply teacher role for an agency, the school teacher role in a local authority would take precedence as the main employment and therefore they would not be included in the supply figures, this has been noted in the relevant sections.
6. If registrants undertake supply work for more than one employer, the first supply record held is used. As a result, there are some registrants who are employed on a supply basis with an agency and a local authority.
7. For some sections, a comparison has been made against the school teacher and school learning support worker category as a whole. Further statistics can be found in the [Annual Education Workforce Statistics for Wales 2022](#).
8. Percentages may not total 100 due to rounding.

Get in touch

Media enquiries: media@ewc.wales

Other enquiries / feedback: statistics@ewc.wales

Telephone: 029 2046 0099
